



10-year  
product guarantee



12-year guarantee for  
90 % rated power



25-year guarantee for  
80 % rated power




**ECO LINE**

**72/185 – 200 W**

Monocrystalline module family



Longlife tested



Power proofed



Safety provided



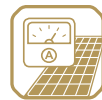
Selection of  
components



Cross-linking  
degree test



Performance  
surplus of  
1.5 to 6.49 Wp



Imp  
sorting



Special packing to  
avoid micro cracks  
in the cells



German  
warrantor

Wherever flexibility is especially sought after, this module is in top form. With its dimension in a 1:2 ratio, it can always be optimally arranged in every roof covering and open-field installation. Our 72-cell module portrays a positive image with plus tolerances of 1.5 to 6.49 Wp, through exemplary energy output. This is achieved through high-quality solar cell with an efficiency up to 18.5% at the best possible low light behaviour. A durable plug-in connection guarantees

reliable power contact for every weather. Compatible with current assembly systems through the torsionally stiff and corrosion-free hollow-section frame made of anodised aluminium. Manufactured according to German standards and under the strict eyes of our engineers, each Luxor photovoltaic module is marked by a special level of durability and reliability.

# ECO LINE ECO LINE 72/185 – 200 W

Monocrystalline module family

Electrical data	LX-185M	LX-190M	LX-195M	LX-200M
Rated power P <sub>mpp</sub> [Wp]	185.00	190.00	195.00	200.00
P <sub>mpp</sub> range	186.50 - 191.49	191.50 - 196.49	196.50 - 201.49	201.50 - 206.49
Rated current I <sub>mpp</sub> [A]	5.16	5.28	5.33	5.39
Rated voltage V <sub>mpp</sub> [V]	36.15	36.27	36.87	37.39
Short-circuit current I <sub>sc</sub> [A]	5.62	5.71	5.79	5.87
Open-circuit voltage [V]	43.58	43.81	44.04	44.27
Efficiency at STC	14.61%	15.00%	15.39%	15.79%
Efficiency at 200 W/m <sup>2</sup>	14.21%	14.61%	15.00%	15.39%
NOCT [°C]	47 ± 2°C	47 ± 2°C	47 ± 2°C	47 ± 2°C

Specification as per STC: 1000 W/m<sup>2</sup>, 25°C, AM 1.5 / STC irradiance: 1000 W/m<sup>2</sup>,  
Module temperature: 25°C, AM=1.5 | NOCT: 47°C

Limiting values	LX-185M / LX-190M / LX-195M / LX-200M
Max. system voltage [V]	1000 V
Max. return current [I]	12 A
Temperature range	-40 to 85°C
Snow-load zone <sup>1</sup>	approval up to SLZ 3 (according to DIN 1055)
Max. pressure load (static)	5400 Pa

Temperature coefficient	LX-185M / LX-190M / LX-195M / LX-200M
Temperature coefficient [V]   [I]   [P]	-0.35% /°C   0.04% /°C   -0.45% /°C

Specifications	LX-185M / LX-190M / LX-195M / LX-200M
Number of cells (matrix)	6 x 12, three strings in a row
Cell size	125 mm x 125 mm (diagonal: 165 mm)
Module dimensions (L x W x H) <sup>2</sup>   Weight	1,580 mm x 808 mm x 35 mm   15.0 kg
Front-side glass	3.2 mm hardened solar glass with low iron content
Frame	stable, anodised aluminium frame in a hollow-section design
Socket	plastic (PPO), IP65, ventilated and strain-relieved
Cable	4 mm <sup>2</sup> solar cable, cable length 1.0 m
Plug-in connection	high-quality plug-in system, (IP65) MC4 or equivalent
Hail test (max. hailstorm)	∅ 45 mm   impact velocity 23 m/s
General technical approval	classified according to DIN EN 13501-5 as B <sub>ROOF</sub> (ti)

Packing	LX-185M / LX-190M / LX-195M / LX-200M
Packing unit	28 modules, 2 I <sub>mpp</sub> classes   28 PU/40' container
Dimensions (L x W x H)   Weight	168 cm x 110 cm x 105 cm   496 kg gross

The specifications and average values can vary slightly. Decisive is the corresponding data of the individual measurement. Specifications are subject to change without notice. Measurement tolerance: rated power +/- 3%, other values +/- 10%, all information in this data sheet corresponds to DIN 50380, other information to be found in the installation guidelines.

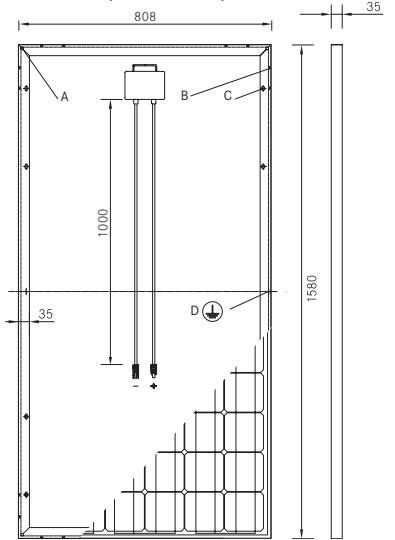
1 For standing installation

2 Tolerance L/W = +/- 3 mm, H = the dimensions given in the order confirmation will be decisive

3 Location on request

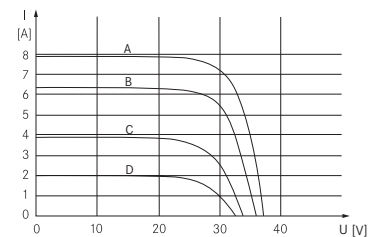
Luxor, your specialised company

Back view/ Front view/ Side view<sup>2</sup>

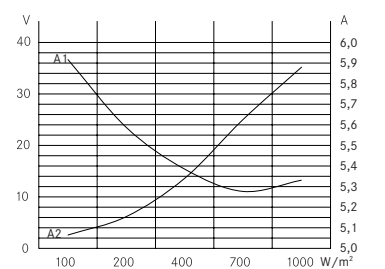


- A: 4 x drainage 10\*10 mm
- B: 16 x ventilation aperture 3\*7 mm
- C: 8 x mounting hole<sup>3</sup> d = 7 mm
- D: 2 x earthing d = 2 mm

## Characteristics



A: 1000 W/m<sup>2</sup> | B: 800 W/m<sup>2</sup> | C: 600 W/m<sup>2</sup>



A1: I<sub>mpp</sub> | A2: V<sub>mpp</sub>

Guidelines:

2006/95/EG - 2006/95/EC, 89/336/EWG - 89/336/EEC, 93/68/EWG - 93/68/EEC



+ CEC California (US)  
+ CEC Australia | Reg. No.:  
33012/60039977/60039978

Printed on Recycstar Polar,  
recycling paper with  
FSC certificate and the  
"Blue Angel" eco-label.



ClimatePartner  
**klimaneutral  
gedruckt**  
Zertifikatsnummer:  
778-53212-0511-1068  
www.climatepartner.com